

## Theme of the 1000-franc note

---

The inspiration behind the new banknote series is 'The many facets of Switzerland'. Each note depicts a typically Swiss characteristic, which is then illustrated graphically using a key motif.

The 1000-franc note focuses on Switzerland's communicative flair – as expressed by language, the note's key motif.

The image of the handshake on the front of the note signifies interpersonal communication. Symbols over the globe are taken from the phonetic alphabet, which enables the correct pronunciation of words in different languages.

Depictions of Switzerland's parliament – a forum for public debate – and an open network likewise underscore the country's communicative side.

There are many other design elements on the note, all of which illustrate its theme of communication and its key motif, language.

Discover the note for yourself.



# 1000

The new 1000-franc note

+ A Swiss National Bank guide



Find out more at  
[www.snb.ch/1000](http://www.snb.ch/1000)

© Swiss National Bank 2019

SNB BNS +

## The new 1000-franc note

The new 1000-franc note is here, the fifth of six denominations in the new banknote series to be released.

The ninth series is both more modern and more secure than the previous generation.

This booklet introduces you to the look and feel of the new note, showing you how it is designed and explaining its easily verifiable security features.

The inspiration behind the new banknote series is 'The many facets of Switzerland'.




## Check if your note is genuine

You can easily check if your note is genuine using the following five security features.

### 1 GLOBE TEST

Tilt the note from left to right: a golden arc moves across the globe.




### 2 SECURITY STRIP TEST

Tilt the note from left to right: red and green numbers move in opposite directions along four lines.




### 3 CROSS TEST

Hold the Swiss cross up to the light: it will turn into the Swiss flag.



### 4 TRIANGLE TEST

Hold the triangle up to the light: the security thread forms a continuous line.



### 5 HAND TEST

Run your fingers over the hand, the number 1000 or the bank's name: you will be able to feel the raised print.

